

# 150mm | Long Shoot Padbolt

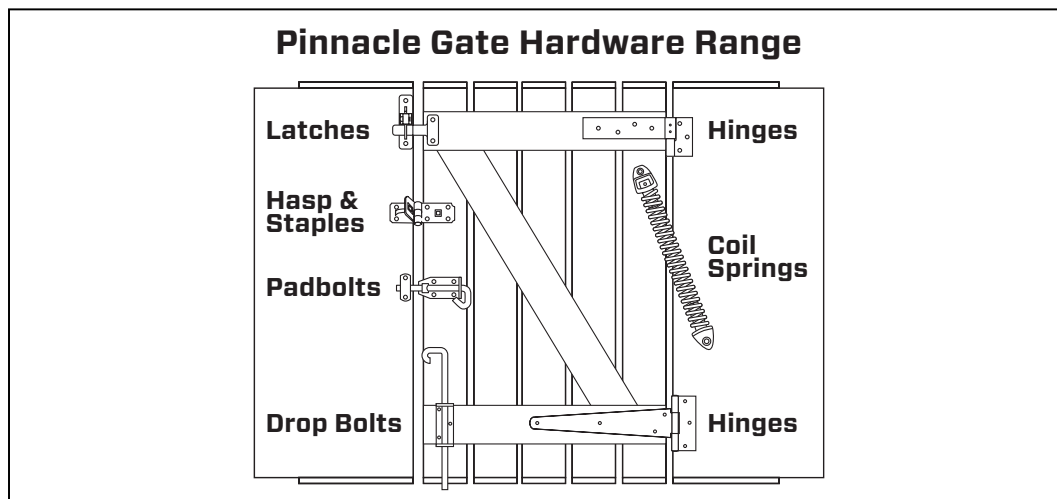
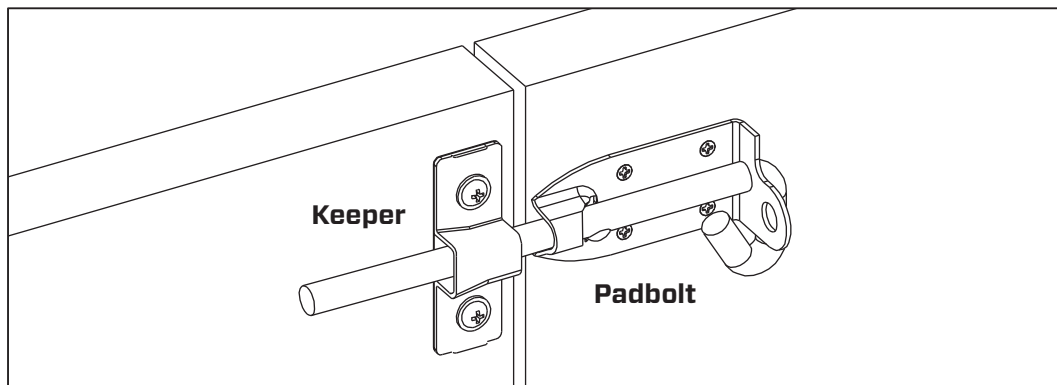
**Important:** For this padbolt, use a padlock that's 40mm or larger.

**Tools required:** Pencil, No.2 Phillips screwdriver, drill and 2mm drill bit.




## Installation instructions:

1. Place padbolt in desired location. Mark screw locations and drill pilot holes using a 2mm drill bit. Fasten with screws.
2. Position the keeper over the extended padbolt (locked position). Mark and drill 2mm pilot holes and fasten with screws.

**Hint:** If using on a gate we recommend the padbolt should be fixed to the gate and the keeper fixed to the post.



## Corrosion Protection Chart

Finish:	Rating:
Stainless Steel	Ultimate 
Galvanised	High 
Zinc Plated	Moderate 

Suitable for model no: GHS085.

CONNECT WITH US!  
[PINNACLE.NET.AU](http://PINNACLE.NET.AU)

