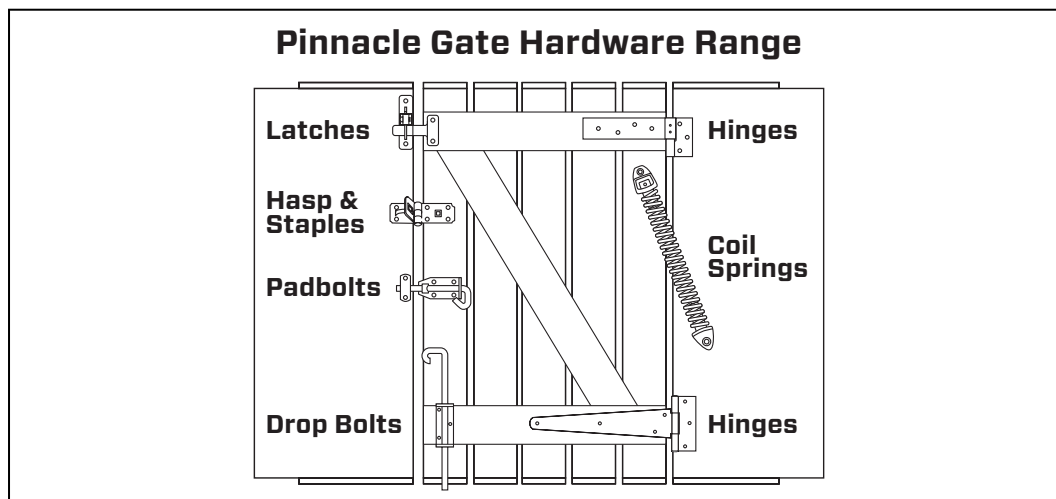
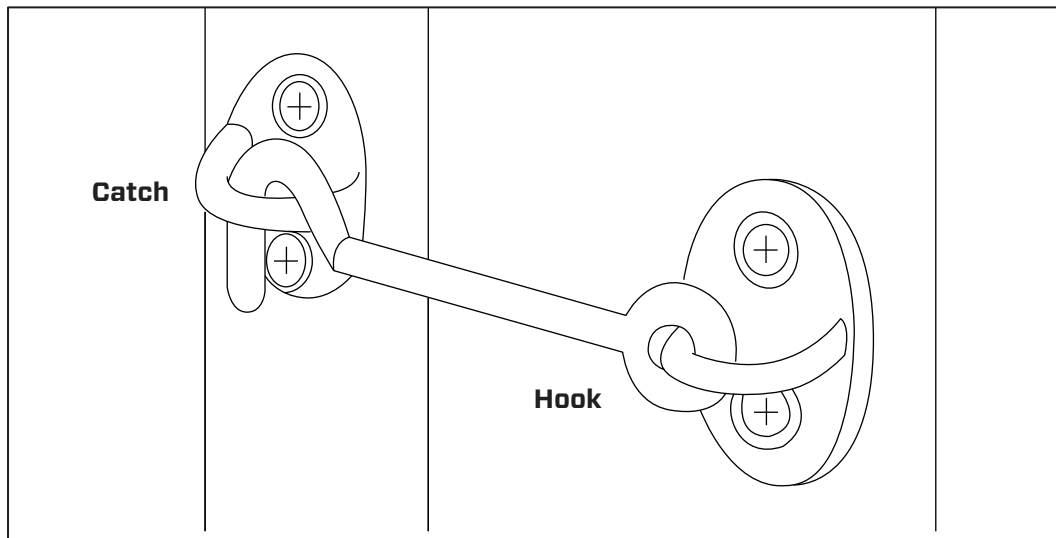


150mm Cabin Hook




Tools required: Pencil, No.2 Phillips screwdriver, drill and 2.5mm drill bit.

Installation instructions:

1. Position hook and catch in desired location ensuring it functions as intended.
2. Mark holes for catch and drill holes using a 2.5mm drill bit. Carefully fix catch to door ensuring you do not over tighten. Now repeat same process for hook.



Corrosion Protection Chart

Finish:	Rating:
Stainless Steel	Ultimate 
Galvanised	High 
Zinc Plated	Moderate 

Suitable for model no: GHS028, GHS030, GHS083.

CONNECT WITH US!
PINNACLE.NET.AU

